



JAS-ANZ accreditation Z4450210AK
CMI Evaluation Report
Evaluation No.4099 [2016]

**Technical Assessment and performance
solution of product compliance
for compliance under the National
Construction Code of Australia**

This evaluation report serves as a
certificate from a current certificate
issued by a certification body that has
been accredited by JAS-ANZ in
accordance with Clause A2.2(a)(iv) and
1.2.2(a)(iv) of the National Construction
Code Volume One and Two Building
Code of Australia 2016 respectively

**CERTMARK
INTERNATIONAL
APPRAISAL**

No. 4099 I01R01

**ResCom WallBoard
ResCom flooring**

Magesium oxide board corporation
3 Allen Street
Moffat Beach QLD 4551
Ph: 1300 721 279
www.mgoboard.com.au
admin@mgoboard.com.au

03 June 2016

Date of Issue

30 April 2019

Date of Expiry

CertMark International

T/A CertMark Australia
ABN: 80 111 217 568
JAS-ANZ Accreditation No. Z4450210AK
PO Box 7144, Sippy Downs Qld 4556
+61 (02) 6100 4300
www.CertMark.org

© Benjamin Hughes-Brown 2016

1 Product Information

- 1.1 MgO Corp "ResCom" Is an environmentally friendly all natural magnesium oxide cold ceramic sheeting available in the following dimensions:
- 1.2 4mm to 50mm thickness
- 1.3 FRL solutions utilising: 5mm, 10mm, 12mm, 14mm, 15mm and 18mm

2 Scope of Use

- 2.1 The ResCom board is permitted to be used as a floor lining or floor covering, on the interior or exterior vertical and horizontal side of the wall/ceiling/roof frame or structure, attached to a wall with an FRL or not of buildings of Type A, B or C construction, being sprinklered or non-sprinklered as well as in a bushfire prone area.
- 2.2 It is suitable for the ResCom board to be mechanically fixed through any weatherproofing sarking-type material, fire resistance or acoustic material and directly to the internal or external side of the primary building element, wall frame, sub-frame or associated furring channel or within the StreamlinePLUS system.

3 National Construction Code 2016

Volume One and Two– Building Code of Australia

- 3.1 **Clause A0.2 and 1.0.2 (c)** evidence to support the use of a material meets the nominated Performance Requirements and Deemed-to-Satisfy Provisions complying with a combination of Performance Solutions and Deemed-to-Satisfy Solutions.
- 3.2 **Clause A2.2 and 1.2.2** sub-clause (a)(iv) as evidence to support that the ResCom board meets the nominated Performance Requirements under a current certificate issued by a product certification body that has been accredited by the Joint Accreditation System of Australia and New Zealand.
- 3.3 **Performance Requirement CP2 – Spread of Fire** – The ResCom does not contribute to the spread of fire and achieves an FRL of at least -/90/60 minutes.
 - i. C1.1 Type of construction required
 - ii. C1.10(a)(i) floor linings and floor coverings.
 - iii. C1.10(a)(ii) wall linings and ceiling linings.
 - iv. C1.10(a)(ix) Other materials including insulation materials other than sarking-type materials – Specification C1.10 Clause 7, Table 4 other materials or locations.
- 3.4 **GP5.1 (including (NSW and QLD GP5.1, Tas GP5.1(a))**
 - i. G5.2 Protection (including NSW G5.2, SA G5.2, SA G5.3)
 1. AS 3959:2009 – Construction of buildings in bushfire-prone areas, section 4 BAL – Low to Section 9 BAL FZ.
- 3.5 **Performance Requirement P2.3.1 – Protection from the spread of fire** – The ResCom board does not contribute to the spread of fire.
- 3.6 **Performance Requirement P2.3.4 – Bushfire areas**
 - i. Part 3.7.4 Bushfire areas (including NSW, SA and Tas State variations) up to a Bushfire Attack Level (BAL) of Flame Zone.
 1. AS 3959:2009 – Construction of buildings in bushfire-prone areas, section 4 BAL – Low to Section 9 BAL FZ (for walls).

4 Conditions and Limitations

- 4.1 This certificate is limited to the details within this evaluation report including the above compliance elements, product description and scope. This evaluation report is to be read, considered and used as a whole document.
- 4.2 The ResCom board is to be installed in accordance with the MgO Corp general installation manual (GIM-Edition 3-2013) or MgO Corp Board Fire and Acoustic Walls, Ceilings and Floors Installation Manual (FIM)-Edition 5-2015).
- 4.3 The ResCom board is permitted to be installed externally on buildings of Type A, B or C construction, at any height or distance from a fire source feature in a sprinklered or non-sprinklered building.



CONFIDENTIAL



Introduction

The purpose of this assessment is to evaluate a performance solution of the ResCom product to satisfy the performance requirements of the National Construction Code Volume One and Two – Building Code of Australia (BCA).

The assessment evaluates the product as non-combustible fire resistance product with a specific focus on the following:

Clause A1.1 – Definitions

- Non-combustible

Specification A2.3 - Fire-Resistance of Building Elements

- Clause 2(b) is identical with a prototype that has been submitted to the Standard Fire Test and the FRL achieved by the prototype without the assistance of an active fire suppression system is confirmed in a report from a Registered Testing Authority.

Clause C1.1 - Type of Construction required.

- Specification C1.1 – Table 3, Table 3.9, Table 4, Table 4.2, Table 5, Table 5.2.

Clause C1.10 - Fire Hazard Properties

- Sub-clause (a)(ii) wall linings and ceiling linings that comply with Specification C1.10 Clause 4
- Sub-clause (a)(ix) Other materials that comply with Specification C1.10 Clause 7

The ResCom 10mm and 12mm board has been tested to achieve the results within this evaluation.

Provision A0.2 of the National Construction Code Volume 1 - Building Code of Australia (BCA) sets the Performance Requirements with which all Building Solutions must comply. Provision A0.3 details that a Building Solution will comply with the BCA if it satisfies the Performance Requirements. A building solution as defined by the BCA means a solution, which complies with the Performance Requirements and is a Performance Solution or a solution, which complies with the Deemed-to Satisfy provisions or a combination of both. The purpose of this report is to provide a performance based assessment of the design for compliance with the relevant fire related clauses of the BCA as well as the nominated Performance Requirements being CP2.

This evaluation demonstrates that the ResCom material has been tested and demonstrated a fire resistance level and not pose an undue risk of fire spread.

Technical Specification

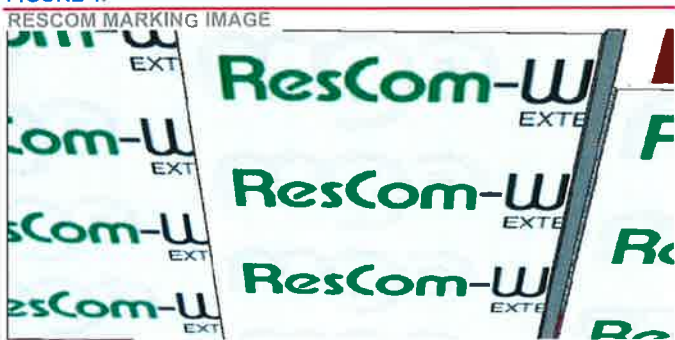
Product

The ResCom building products are a composite magnesia cement flat sheet panel for use in building and construction as internal and external lining. ResCom products are non-toxic, non-flammable and non-combustible.

Product Identification

The ResCom product is identified by the following marking as detailed below.

FIGURE 1:



Fixing and Installation

The ResCom board can be fixed directly to the wall frame, floor joists, connected via a top hat or timber sub-frame or within the Streamline PLUS fixing system to Type A and B or Type C construction respectively provided the wall and sub-frame comply with the requirements of the BCA.

When installed on wall studs, the panel is to be fixed with Class 3 to 5 (non Corrosive) min No. 8 x 40 self-drilling countersunk type screws at distances of 300mm centres to studs spaced no greater than 600mm apart.

FIGURE 2:

STREAMLINE PLUS INSTALLATION EXAMPLE

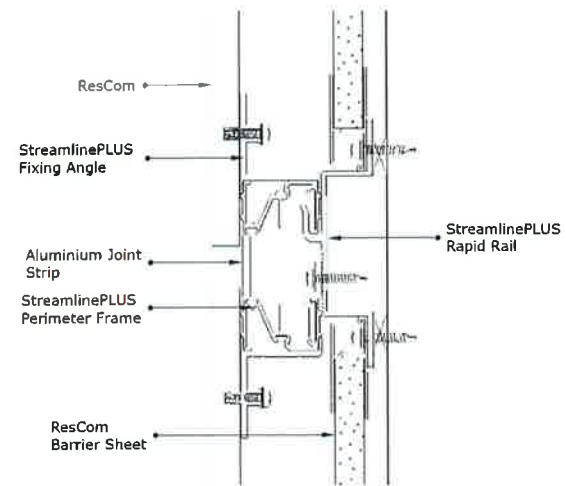
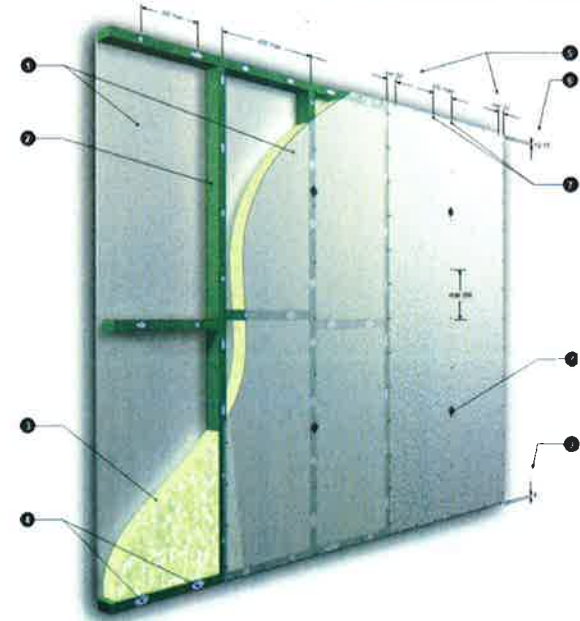


FIGURE 3:

WALL INSTALLATION EXAMPLE



Relevant Technical Literature

The National Construction Code.

The National Construction Code (NCC) is an initiative of the Council of Australian Governments developed to incorporate all on-site construction requirements into a single code. The Building Code of Australia (BCA) is Volume One and Volume Two of the NCC.

The BCA is produced and maintained by the Australian Building Codes Board (ABCB) on behalf of the Australian Government and each State and Territory government.

The BCA is a uniform set of technical provisions for the design and construction of buildings and other structures throughout Australia whilst allowing for variations in climate and geological or geographic conditions.

AS/NZS 3837:1998 – Method of test for heat and smoke release rates for materials and products using an oxygen consumption calorimeter.

This Standard specifies a test method for measuring the response of materials exposed to controlled levels of radiant heating with or without an external igniter. The test method is used to determine the ignitability, heat release rates, mass loss rates, effective heat of combustion, and smoke release of materials and products.

AS 1530.4:2005 Methods for fire tests on building materials, components and structures – Fire resistance test of elements of construction

AS 1530.4 sets out test procedures and criteria for the determination of fire-resistance of elements of building construction. The standard follows the basic principles and provisions contained in ISO 834.

CONFIDENTIAL

ResCom Product Testing

AS 3959:2009 – Construction of buildings in bushfire-prone areas

This Standard specifies requirements for the construction of buildings in bushfire-prone areas in order to improve their resistance to bushfire attack from burning embers, radiant heat, flame contact and combinations of the three attack forms.

EN 13501-1:2007+A1:2009 Fire classification of construction products and building elements – Part 1: Classification using data from reaction to fire tests

European Standard EN 13501-1 provides the reaction to fire classification procedure for all products and building elements. According to the standard, reaction to fire is the response of a product in contributing by its own decomposition to a fire to which exposed, under specified conditions. Construction products are classified according to harmonised test methods in Euroclasses A1, A2, B, C, D, E and F. Products classified in a given class are deemed to satisfy all the requirements of any lower class. Products classified in A1 and A2 classes are non-combustible (cement, concrete, minerals, glass, fiberglass, rock wool, ceramic, etc.), materials certified from B to F are combustible in ascending order.

ISO 5660-1:2002 Reaction to fire tests – heat release, smoke production and mass loss rate – Part 1: Heat release rate (cone calorimeter method)

ISO 5660-1:2002 specifies a method for assessing the heat release rate of a specimen exposed in the horizontal orientation to controlled levels of irradiance with an external igniter. The heat release rate is determined by measurement of the oxygen consumption derived from the oxygen concentration and the flow rate in the combustion product stream. The time to ignition (sustained flaming) is also measured in this test.

BS 476-4:1970 “Fire test on Building Materials and Structures – Non-combustibility test for materials.

BS 476 Part 4 provides a definition of non-combustibility and then determines whether materials, with or without coatings, used in construction of finishing of buildings meet the definition.

BS 476-5:1979 ‘Method of test for ignitability’

BS 476 Part 5 specifies a method of test for the determination of the ignitability characteristics of the exposed surfaces of essentially flat, rigid or semi-rigid building materials or composites, when tested in the vertical position.

BS 476-6: 1989+A1:2009 “Method of test for fire propagation for products”

BS 476 Part 6 specifies a method of test, the result being expressed as a fire propagation index, that provides a comparative measure of the contribution to the growth of fire made by an essentially flat material, composite or assembly. It is primarily intended for the assessment of the performance of internal wall and ceiling linings.

BS 476-7:1997 “Method of test to determine the classification of the surface spread of flame of products”

BS 476 Part 7 specifies a method of test for measuring the lateral spread of flame along the surface of a specimen of a product oriented in the vertical position under opposed flow conditions, and a classification system based on the rate and extent of the spread of flame. It provides data suitable for comparing the end-use performances of essentially flat materials, composites or assemblies, which are used primarily as the exposed surfaces of walls or ceilings.

SGS Test Laboratory

SGS is a global facility that undertakes inspection, testing, certification and verification services. SGS is accredited by the China National Accredited Service (CNAS) in accordance with ISO/IEC 17025. CNAS is a signatory to the Mutual Recognition Arrangement with the International Laboratory Accreditation Cooperation (ILAC). The testing documents by SGS are recognised in accordance with the National Construction Code definition for Registered Testing Authority.

Intertek Test Laboratory

Intertek is a global facility that undertakes inspection, testing, certification and verification services. Intertek is accredited by the China National Accredited Service (CNAS) in accordance with ISO/IEC 17025. CNAS is a signatory to the Mutual Recognition Arrangement with the International Laboratory Accreditation Cooperation (ILAC). The testing documents by Intertek are recognised in accordance with the National Construction Code definition for Registered Testing Authority.

AS/NZS 3837:1998 – Method of test for heat and smoke release rates for materials and products using an oxygen consumption calorimeter.

SGS has undertaken testing of the 10mm and 12mm product in accordance with AS/NZS 3837 in their report SHCCM150902768. The test report was issued on 18 September 2015. The testing indicated the product did not reach flashover and produced the following results:

Group Number:	1
Average Specific Extinction Area	24.7 m ² kg ⁻¹

ISO 5660-1:2002 Reaction to fire tests – heat release, smoke production and mass loss rate – Part 1: Heat release rate (cone calorimeter method)

The testing to ISO 5660-1 provides a similar result to AS/NZS 3837 due to the use of the cone calorimeter method. The test duration ran for 1800 seconds in lieu of 600 seconds within AS/NZS 3837. The test demonstrated an equivalent result and classification as AS/NZS 3837.

AS 1530.4:2005 Methods for fire tests on building materials, components and structures – Fire resistance test of elements of construction

SGS has undertaken testing of the 10mm product in accordance with AS 1530.4 in their report SHCCM150401181. The specimen was installed into a prepared masonry wall with the opening size 3010mm width by 3010mm height. C75 light gage steel joists were fixed to masonry wall by expansion bolts. The exposed and unexposed face testing panels were fixed to C75 light gage steel joists by self-tapping screw (spaced about 10mm). Gaps between the sample panels as well as gaps around the specimen and masonry wall were covered by a fire resistance bolting and glue. The specimen had a single layer of 10mm ResCom board on either side of the C75 light gage steel joists with mineral wool (50kg/m³) within the wall cavity. The test produced the following results:

Fire Resistance Level	Minutes
Structural Adequacy	-
Integrity	60
Insulation	90

EN 13501-1:2007+A1:2009 Fire classification of construction products and building elements – Part 1: Classification using data from reaction to fire tests

Within the EN 13501 testing, a ranking between non-combustible (A1) and combustible (F). The classification of A1 being deemed non-combustible is typically set for products that include combustible elements. Further testing of the product to BS 476 suite of standards has demonstrated the product to be non-combustible and not to sustain or propagate the spread of fire. The testing for the 10mm board produced the following results:

Classification	A1
----------------	----

BS 476-4:1970 “Fire test on Building Materials and Structures – Non-combustibility test for materials.

The testing of the ResCom 10mm board to BS 476-4 has demonstrated the product is not combustible. BS 476-4 is a similar test to that of AS 1530.1 with some minor differences such as the shape of the sample (being square rather than round) and continuous flame duration. Given the product had no continuous flaming and no temperature rise, demonstration of the product being non-combustible is absolute.

Classification	Non-Combustible
----------------	-----------------

BS 476-5:1979 ‘Method of test for ignitability’

The testing of the ResCom 12mm board to BS 476-5 has demonstrated compliance with the requirement to not have flaming of the product or burning extending to the edges.

Time of flaming after removal of test flame	0s
Burning of test specimen extending to the edges	0s

BS 476-6: 1989+A1:2009 “Method of test for fire propagation for products”

The testing of the ResCom 10mm board to BS 476-6 has demonstrated compliance with a fire propagation index of 0.

Fire propagation index	0
------------------------	---

BS 476-7:1997 “Method of test to determine the classification of the surface spread of flame of products”

The testing of the ResCom 12mm board to BS 476-7 has demonstrated compliance with the surface spread of flame with a 0 result.

Surface spread of flame	0
-------------------------	---



CONFIDENTIAL

Product Evaluation

The Building Code of Australia (BCA) sets the principle requirements for fire hazard properties of building materials within Part A2 Clause A2.3 establishes where a BCA provision requires a building element to have an FRL, it must be determined in accordance with Specification A2.3. Clause A2.4 establishes where building components or assemblies are to have fire hazard properties. Clause A2.4 requires compliance in accordance with Specification A2.4.

Specification A2.3 – Fire-Resistance of Building Elements sets the requirement for products to achieve a fire resistance through testing against the standard fire curve as detailed in AS 1530.1.

Specification A2.4 – Fire Hazard Properties sets the scope for determining the fire hazard properties of assemblies to be tested to AS/NZS 1530.3.

The construction of walls defined within the BCA consists of three principle elements, internal linings, the wall structure and external attachments. This evaluation is focused on external attachments, linings, veneers and the like.

The BCA sets specific requirements for wall products being non-combustible in type A and B constructions and in specific locations the walls and materials are to achieve a Fire Resistance Level.

An evaluation of the relevant clauses and testing requirements for the use of the product as an internal and external lining/attachment with fire protective characteristics is detailed below.

Clause C1.1 Type of construction required

Clause C1.1 of the BCA sets the type of construction required within a building as per Table C1.1 where construction of Type A, B or C is required dependent on the buildings rise in storeys. Clause C1.1 sets the requirement for compliance with Specification C1.1 of the BCA.

The guide to the BCA details that the intent of Clause C1.1 is to establish the minimum fire-resisting construction required for Class 2-9 buildings with Specification C1.1 providing clarity that Specification C1.1 contains requirements for fire-resisting construction of building elements.

Specification C1.1 requirements and the associated compliance are detailed below. Based on compliance against Specification C1.1, compliance with Clause C1.1 as well as Performance Requirement CP2 and CP4 is deemed satisfied.

Specification C1.1 – Fire-Resisting Construction

Specification C1.1 sets various criteria for building elements to achieve non-combustibility, limited combustibility or a fire resistance level depending on the type of occupancy, type of construction and the location of the element within a building or proximity to another building or fire source feature.

Clause 2(b) of Specification A2.3 details that the building element is to be identical with a prototype that has been submitted to testing. With the exception of AS 1530.4 testing, all testing has been small scale with a focus on the elements properties. The ResCom board is a homogenous board which is not dependent on a particular orientation or side of the board being exposed to the fire source to achieve compliance. The fire resistance testing arrangement was as follows:

The specimen was installed into a prepared masonry wall with the opening size 3010mm width by 3010mm height. C75 light gage steel joists were fixed to masonry wall by expansion bolts. The exposed and unexposed face testing panels were fixed to C75 light gage steel joists by self-tapping screw (spaced about 10mm). Gaps between the sample panels as well as gaps around the specimen and masonry wall were covered by a fire resistance bolting and glue. The specimen had a single layer of 10mm ResCom board on either side of the C75 light gage steel joists with mineral wool (50kg/m³) within the wall cavity.

The ResCom board with at least a 10mm board on each side of a C75 light gage steel joists and mineral wool of 50kg/m³ within the cavity will achieve the following results:

Fire Resistance Level	Minutes
Structural Adequacy	-
Integrity	60
Insulation	90

FRL [-/60/90]

Specification C1.1 – Clause 2.4

Specification C1.1 Clause 2.4 sets criteria for attachments to buildings to not impair the fire-resistance. The guide to the BCA clarifies the intent as being 'to minimise the risk that a finish, lining or attachment to a wall or roof required to have a fire-resistance level (FRL) will:

- Impair the FRL of the wall or roof to which it is attached;
- Compromise the safe evacuation of the building; and
- Lead to the spread of fire by way of the building façade.

It is important to note that in some circumstances, an FRL of -/- is a required FRL and therefore Specification C1.1 Clause 2.4 remains valid for all wall scenarios.

The guide goes on further to state:

Specification C1.1 Clause 2.4 does not prohibit the use of combustible materials as a finish, lining or other attachment to a wall, roof or other building element required to have an FRL.

The combustible material can only be used if the material:

- Is one of the exemptions from fire hazard properties listed in C1.10 (c), or complies with the fire hazard properties prescribed in Specification C1.10;
- Is not located in a position to make a required exit unusable in a fire, therefore it will not compromise the building's safe evacuation;
- Will not lead to the spread of fire by way of the building façade
- Will not impair the FRL of the wall, roof or other building element to which it is attached.

It is noted that Clause 2.4(a) only applies to the use of finishes or linings, and other attachments.

Clause 2.4(b) prohibits a required FRL of a building part from being reduced by the attachment of facings or finishes.

The ResCom 10mm and 12mm boards have been extensively tested and proven to be non-combustible and within a set assembly achieve an FRL of up to -/90/60 minutes.

Based on the testing of the profile, compliance against Specification C1.1 Clause 2.4 has been demonstrated.

Clause C1.10 Fire hazard properties

Clause C1.10 sets two conditions for the use of the wall elements within buildings. The first is through sub-clause (a)(ii) being internal wall and ceiling linings and the second is sub-clause (a)(ix) other materials and locations.

Clause C1.10 requires the fire hazard properties to comply with Specification C1.10.

Specification C1.10

For wall and ceiling linings compliance with Clause 4 and subsequently establishment of a Group number is required. Testing of the ResCom board results in a group 1 material. In addition, the ResCom board has been tested to be non-combustible. The ResCom board is permitted to be used internally in all the locations designated in the following table as extracted from the BCA Specification C1.10 Clause 4 table 3 as well as where ever non-combustible elements are required.

Class of building	Fire-isolated exits and fire control rooms		Public corridors		Specific areas		Other areas
	Wall/ceiling	Wall	Ceiling	Wall	Ceiling	Wall/ceiling	
Class 2 or 3							
Excluding accommodation for the aged, people with disabilities, and children							
Unsprinklered	1	1, 2	1, 2	1, 2, 3	1, 2, 3	1, 2, 3	1, 2, 3
Sprinklered	1	1, 2, 3	1, 2, 3	1, 2, 3	1, 2, 3	1, 2, 3	1, 2, 3
Class 3 or 9a							
Accommodation for the aged, people with a disability, children and health-care buildings							
Unsprinklered	1	1	1	1, 2	1, 2	1, 2, 3	1, 2, 3
Sprinklered	1	1, 2	1, 2	1, 2, 3	1, 2, 3	1, 2, 3	1, 2, 3
Class 5, 6, 7, 8 or 9b schools							
Unsprinklered	1	1, 2	1, 2	1, 2, 3	1, 2	1, 2, 3	1, 2, 3
Sprinklered	1	1, 2, 3	1, 2, 3	1, 2, 3	1, 2, 3	1, 2, 3	1, 2, 3
Class 9b other than schools							
Unsprinklered	1	1	1	1, 2	1, 2	1, 2, 3	1, 2, 3
Sprinklered	1	1, 2	1, 2	1, 2, 3	1, 2, 3	1, 2, 3	1, 2, 3
Class 9c							
Sprinklered	1	1, 2	1, 2	1, 2, 3	1, 2, 3	1, 2, 3	1, 2, 3

For other materials and locations, such as external attachments and the like, Clause 7 table 4 requires materials and assemblies not to exceed the indices listed.

Material or assembly location	Flammability Index	Spread-of-Flame Index	Smoke-Developed Index
Other materials or locations and insulation materials other than <i>sarking-type materials</i> . <small>Notes 2 and 3</small>	—	9	8 if the Spread-of-Flame Index is more than 5

The ResCom board has been tested to international requirements and demonstrated to have a 0 spread of flame and being non-combustible.

The ResCom material itself as well as when incorporated in an assembly such as the Streamline system, complies with Specification C1.10 and subsequently Clause C1.10.

Clause G5.2 and P2.3.4 Bushfire Protection

AS 3959-2009 Clause 3.4 details that construction requirements specified for a particular Bushfire Attack Level (BAL) shall be acceptable for a lower level.

Clause 5.4.1(a), 6.4.1(a), 7.4.1(a), 8.4.1(a) and 9.4.1(a) for BAL 12.5 to BAL FZ respectively details the requirements for external walls to be non-combustible. In addition, where the external wall is constructed in

accordance with the tested prototype, being a 10mm board on each side of a C75 light gage steel joists and mineral wool of 50kg/m³ within the cavity achieves an FRL of at least -/90/60 minutes. AS 3959 Clause 9.4.1(c) for Flame Zone requires a minimum FRL of at least -/30/30 minutes when tested from the outside.

The ResCom system being non-combustible and achieving an FRL of at least -/90/60 satisfies the requirements of Bushfire protection.

BCA Clause Summary

The following table provides a summary of the product compliance.

Clause and Comment	Compliance
Clause C1.1 – Type of Construction	Complies
<ul style="list-style-type: none"> The ResCom board complies with the requirements for Types of construction A, B and C as well as the requirements under Specification C1.1 where non-combustible building elements are required and achieves an FRL of up to -/90/60. 	
Specification C1.1 – Clause 2.4 Attachments not to impair fire-resistance	Complies
<ul style="list-style-type: none"> The ResCom board satisfies the fire hazard properties prescribed in Specification C1.10. Achieves a Group 1 number and is not consisted to contribute to a fire and make a required exit unusable. Will not lead to the spread of fire by way of the building façade. Will not impair the FRL of the wall to which it is attached. 	
Clause C1.10 – Fire Hazard Properties	Complies
<ul style="list-style-type: none"> The ResCom board when used as a lining, material or assembly in a class 2 to 9 building complies with the requirements of (ix) other materials and locations in areas. The ResCom board is exempt under sub-clause (c) as a protective lining that achieves an FRL. The testing has demonstrated the suitability of the ResCom board in both the external vertical and horizontal orientation internally and externally to a building. 	
Specification C1.10 – Fire Hazard Properties	Complies
<ul style="list-style-type: none"> In accordance with Clause 4, the ResCom board has been tested in accordance with the requirements of AS 3837 and achieved a Group 1 rating. In accordance with Clause 7, the ResCom board achieves a Spread of Flame Index as well as Smoke Development Index less that the maximum permitted under Table 4. 	
Clause G5.2 – Bushfire area	Complies
<ul style="list-style-type: none"> The ResCom board is permitted to be installed on the exposed components of an external wall and maintains compliance with the requirements of AS 3959 and Clause G5.2. 	
P2.3.1 – Protection from spread of fire	Complies
<ul style="list-style-type: none"> The ResCom board complies with the requirements for Types of construction A, B and C as well as the requirements under Specification C1.1 where non-combustible building elements are required and achieves an FRL of up to -/90/60. 	
P2.3.4 – Bushfire area	Complies
<ul style="list-style-type: none"> The ResCom board is permitted to be installed on the exposed components of an external wall and maintains compliance with the requirements of AS 3959 and Part 3.7.4. 	


Evaluation Summary


The assessment has demonstrated that the ResCom board when, in addition to the completed tests on the product, installed and fixed in accordance with the manufacturers instructions satisfies BCA Performance Requirements CP2, CP4, GP5.1, P2.3.1 and P2.3.4.

In the opinion of CertMark International, that the ResCom Board and StreamlinePLUS system is fit for purpose and will comply with the National Construction Code Volume One – Building Code of Australia 2016 to the extent specified in this Evaluation Report provided it is used, designed, installed and maintained as set out in this Evaluation Report. The Evaluation Report is issued only to MgO Corp and is valid until expiry, subject to the Conditions of Evaluation Report.

Conditions of Evaluation Report

- This Evaluation Report:
 - relates only to the product as described herein;
 - must be read, considered and used in full together with the technical literature;
 - does not address any Legislation, Regulations, Codes or Standards, not specifically named herein;
 - is copyright of Benjamin Hughes-Brown.
- CertMark International makes no representation or warranty as to:
 - the nature of individual examples of, batches of, or individual installations of the product, including methods and workmanship;
 - the presence or absence of any patent or similar rights subsisting in the product or any other product;
 - any guarantee or warranty offered by **MgO Corp.**
- Any reference in this Evaluation Report to any other publication shall be read as a reference to the version of the publication specified in this Evaluation Report.
- CertMark International provides no certification, guarantee, indemnity or warranty, to **MgO Corp** or any third party.


Benjamin Hughes-Brown
 FIEAust CPEng NER
 Chartered Professional Engineer
 FPAA Professional Engineer
 CPEng, NER (Fire Safety / Mech) 2590091, RPEQ 11498,
 BPB-C10-1875, EF-39394, TDJ-CC6504
 MFireSafety (UWS), BEng (UTS), GradDipBushFire (UWS),
 DipEngPrac (UTS), DipEng (CIT)


Authorised by
John Thorpe
 CEO CertMark International